

Missouri Association of REALTORS®

Housing Market Statistics

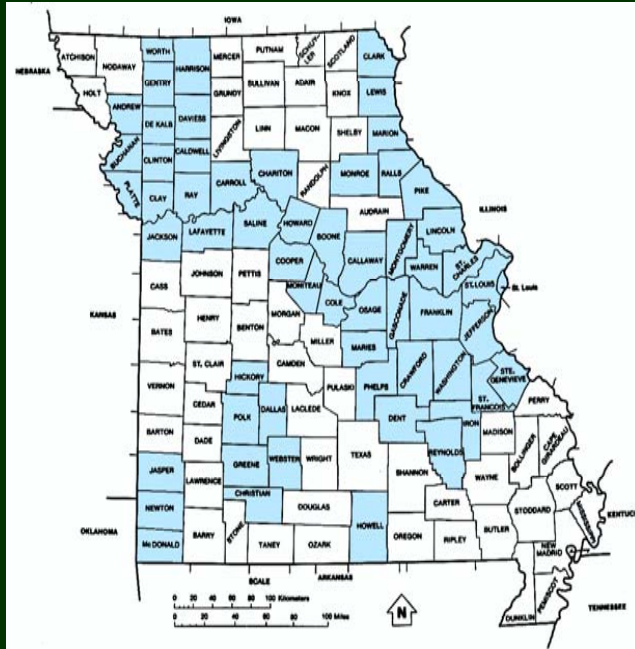


February 2010 Report

Missouri Association of REALTORS®

Housing Market Statistics

Boards & MLS's Participating in this February, 2010 report:



St. Louis Assn / MARIS

St. Charles Assn / MARIS

East Central Bd / MARIS

*Mark Twain Assn / MARIS

Franklin County Bd / MARIS

Jefferson County Bd / MARIS

South Central Bd / MARIS

Jefferson City Bd / MARIS

Mineral Area / MARIS

West Plains Bd / Navica

Kansas City Assn / Heartland

St. Joseph Assn / Flex

Ozark Gateway Assn / Flex

*Carthage / Flex

*Newton-McDonald Bd / Flex

Central MO Bd / Flex

Columbia Bd / Flex

Springfield Bd / Rapattoni

*Ozarks Bd / Rapattoni

The counties above in blue represent the listed Boards and their MLS providers.

* Boards that do not have a MLS. Members use the MLS services provided by another Board.

The statewide information from this report is furnished by participating local Boards, Associations and Multiple Listing Services. *This information does not reflect all real estate activity in the market.*

Missouri Association of REALTORS®

Housing Market Statistics

February, 2010 Overview Report

Prepared March 22, 2010

Categories	November-09	December-09	January-10	February-10
Number of Listings from Reporting MLS's	27,943	25,812	28,451	30,931

Categories	Feb-2008	Feb-2009	Feb-2010	2008 Vs 2009	2008 Vs 2010 YTD	2009 Vs 2010 YTD
Number of Residential Properties Sold - YTD	7,389	5,792	5,456	-21.6%	-26.2%	-5.8%
Median Residential Property Selling Price-YTD	122,500	110,000	110,000	-10.2%	-10.2%	0.0%

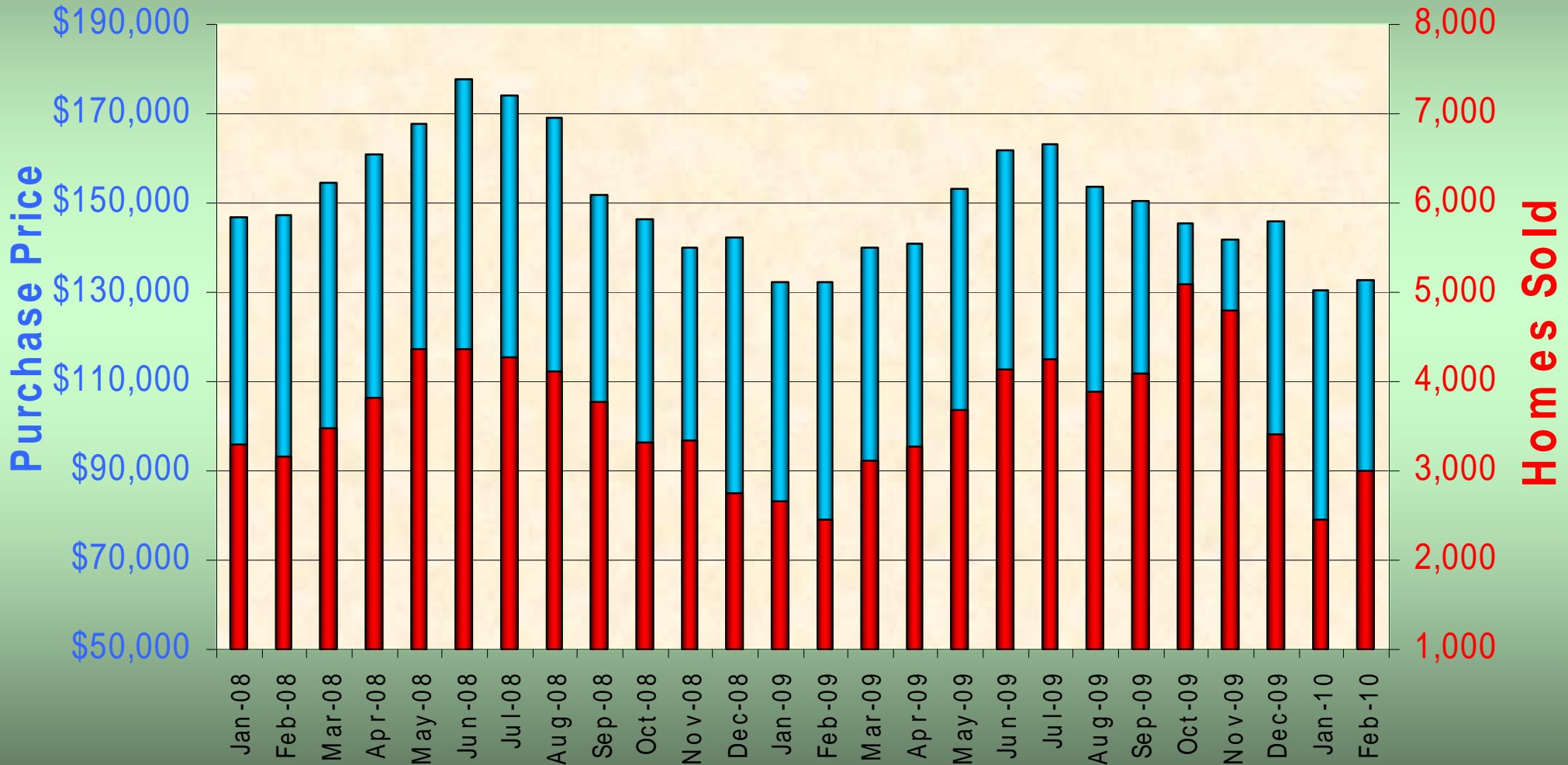
Categories	February, 2008	February, 2009	January, 2010	February, 2010	Last Month Vs This Month	Feb '09 Vs Feb '10
Number of Homes Sold	4,094	3,144	2,463	2,993	21.5	-4.8%
Number of Days on Market	134	137	129	130	-0.8%	5.4%
Average Selling Price	\$145,727	\$132,370	\$130,516	\$132,549	-1.5%	-0.1%
Median Selling Price	\$123,000	\$114,500	\$107,900	\$111,350	3.2%	-2.8%
Monthly Dollar Volume	\$596,609,452	\$416,172,801	\$321,462,799	\$396,721,762	23.4%	-4.7%

The statewide information from this report is furnished by participating local Boards, Associations and Multiple Listing Services. *This information does not reflect all real estate activity in the market.*

Number of Homes Sold & Purchase Price

Prepared 3/22/2010

■ Average Purchase Price
 ■ Monthly Total of Houses Sold



The statewide information in this report is furnished by participating local Boards, Associations and Multiple Listing Services.
This information does not reflect all real estate activity in Missouri.

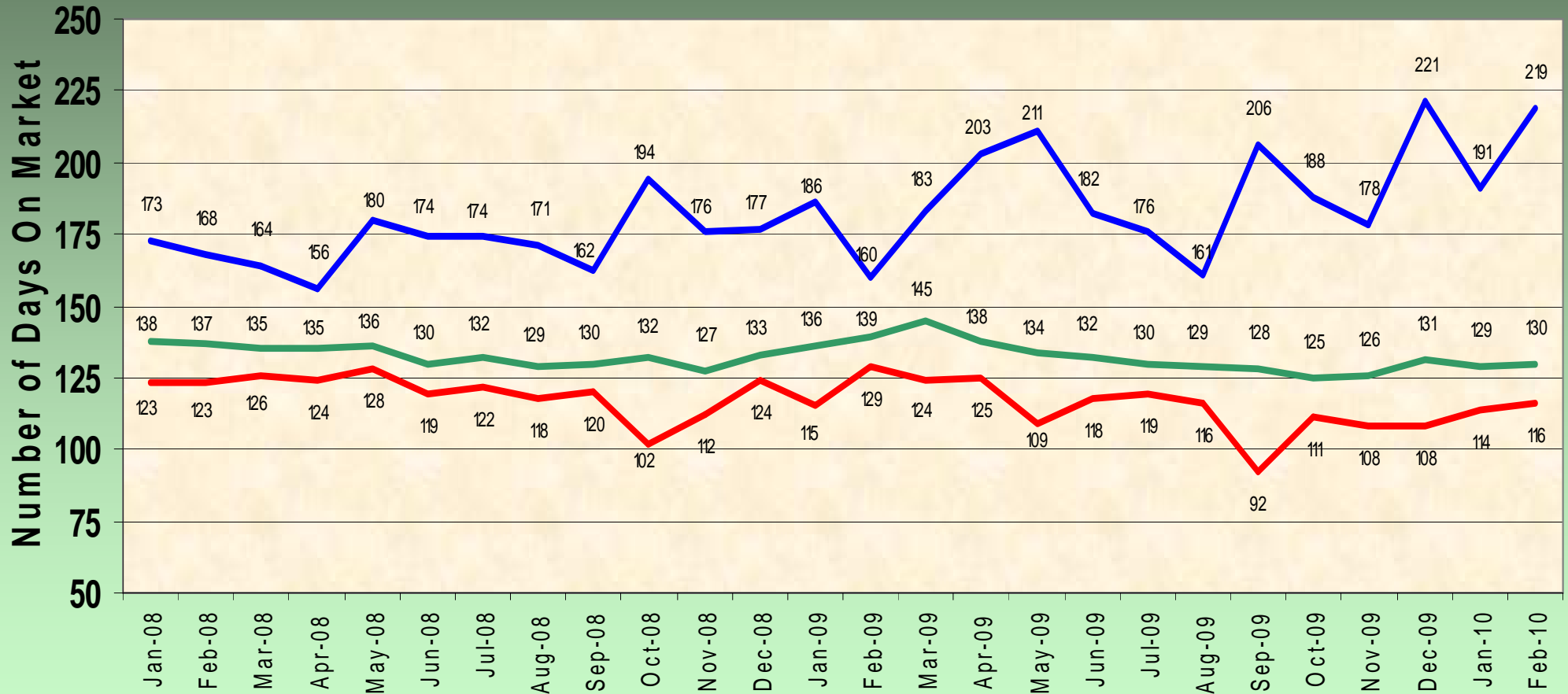
Days on the Market

Prepared 3/22/2010

— High End*

— Statewide Average

— Low End*



Number of February Listings = 30,931

*High End - Highest reported number of days on the market.

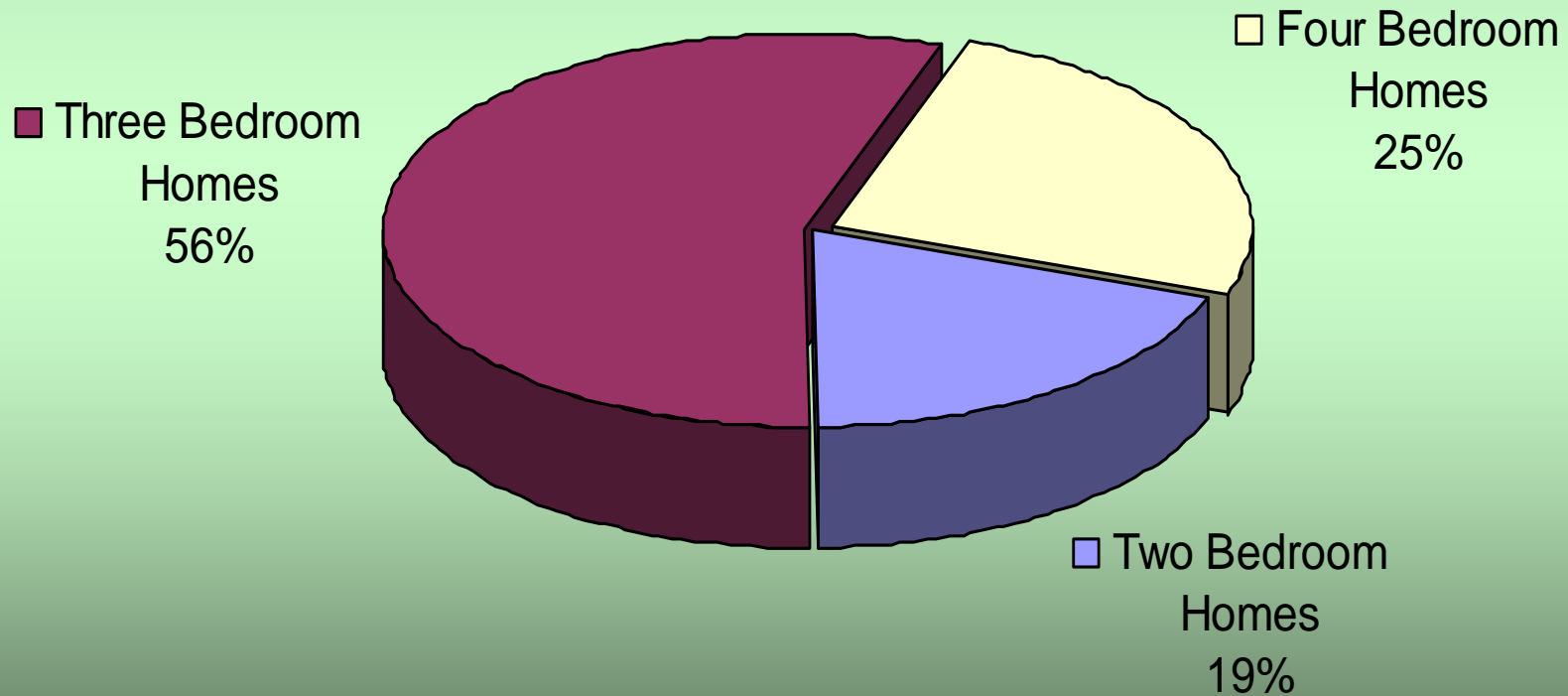
*Low End - Lowest reported number of days on the market.

The information in this report does not reflect all real estate activity in Missouri.

Number of Bedrooms

Prepared 3/22/2010

Total Residential Properties Sold in February = 2,993

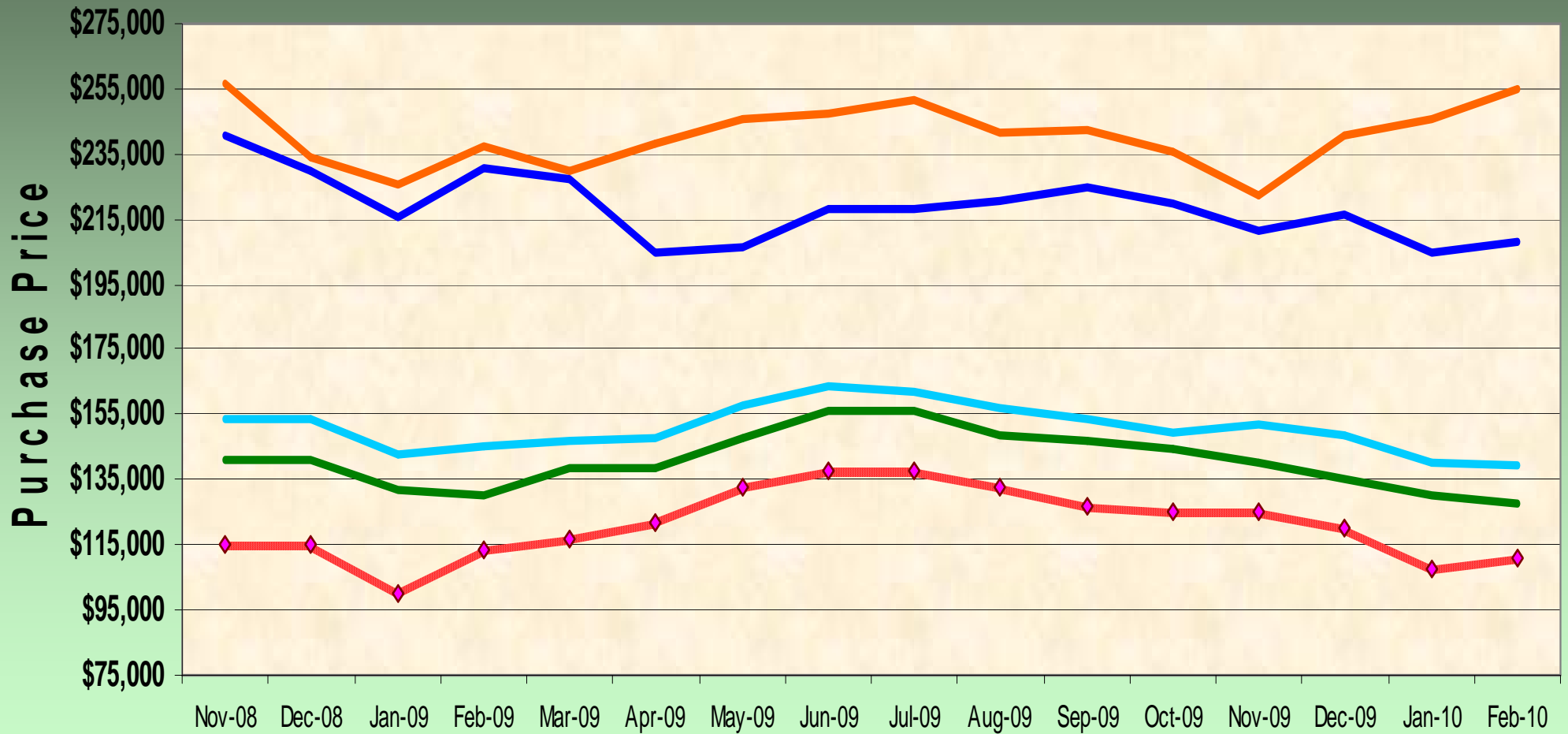


The information in this report is furnished by participating local Boards, Associations and Multiple Listing Services. This information does not reflect all real estate activity in Missouri.

Median Purchase Price

Prepared 3/22/2010

◆ Median in Missouri — Northeast U.S. — Midwest U.S. — South U.S. — West U.S.

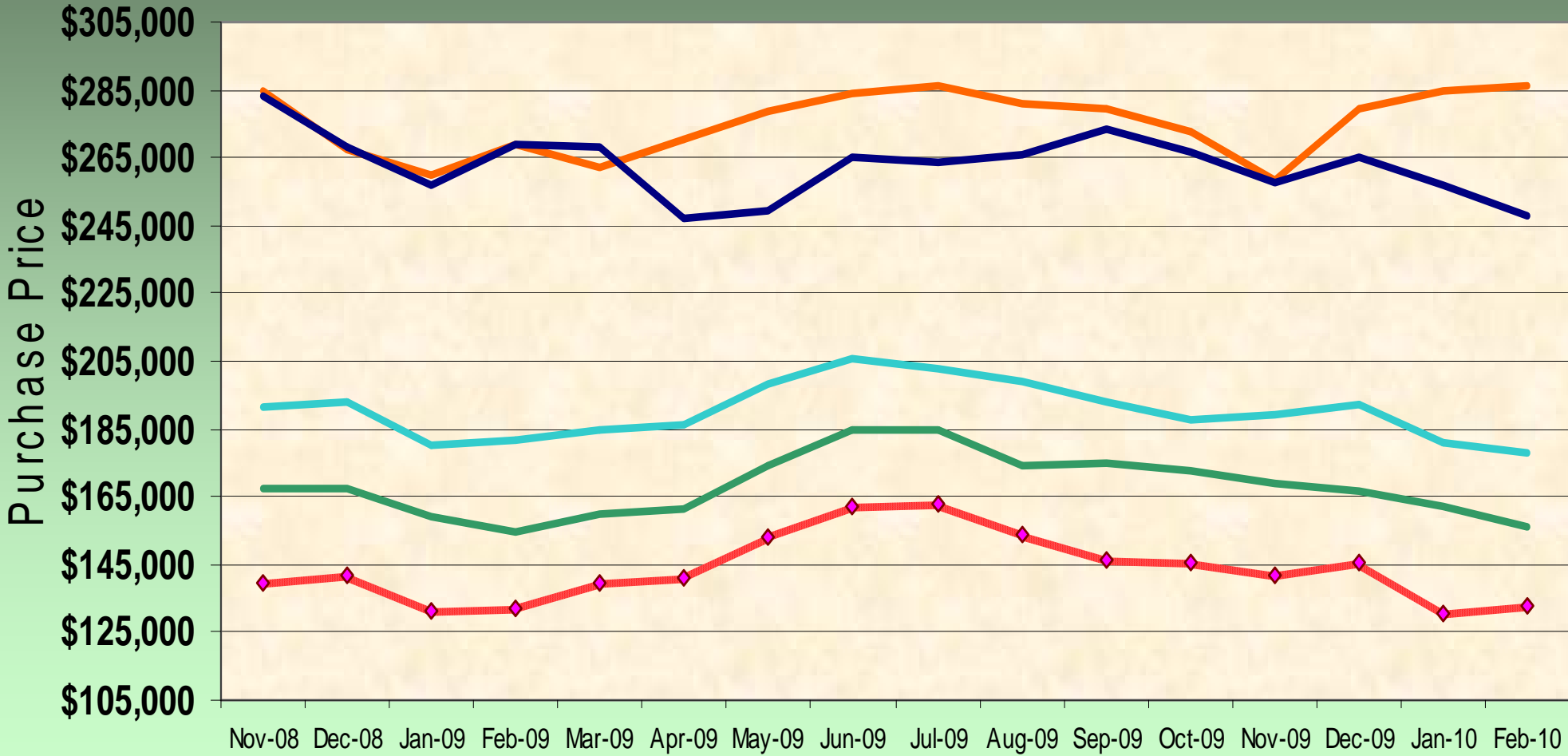



The information in this report is furnished by participating Boards, Associations, Multiple Listing Services & NAR.

This information does not represent all real estate activity.

Average Purchase Price

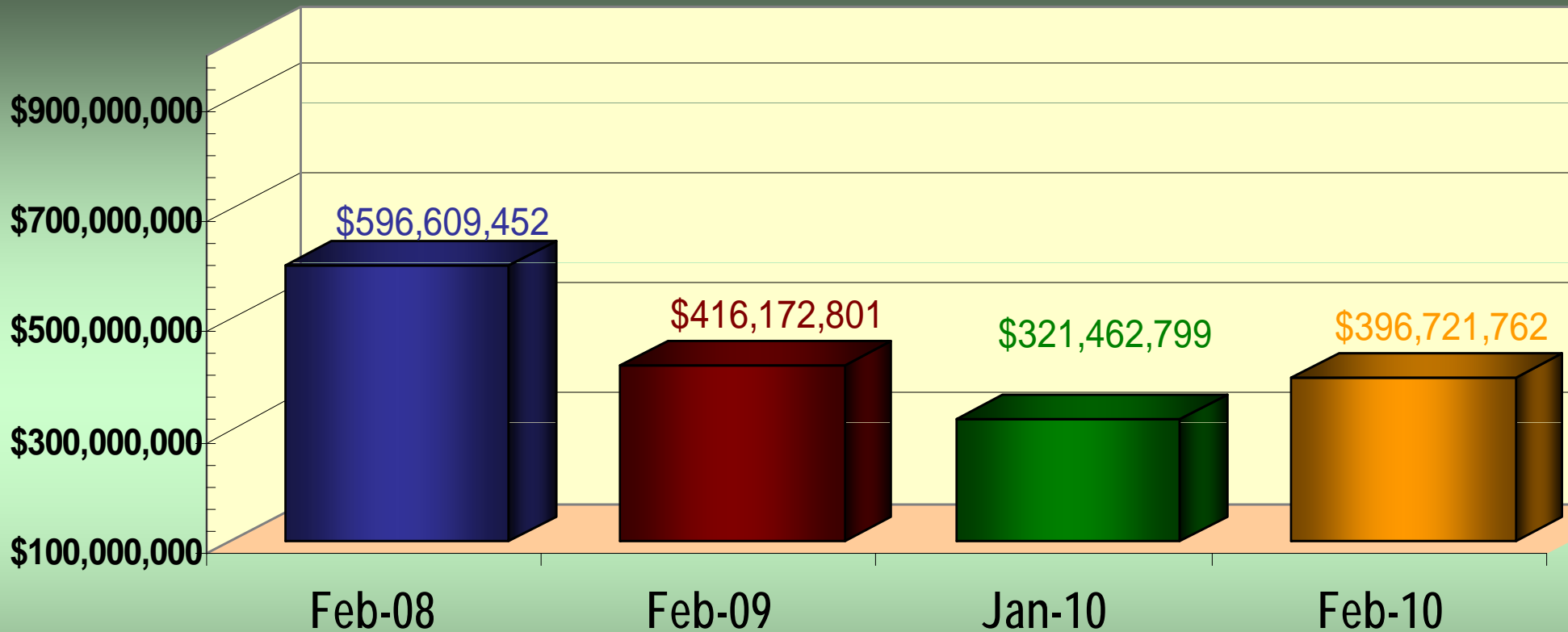
Prepared 3/22/2010



The information in this report is furnished by participating local Boards, Associations, Multiple Listing Services and NAR.
This information does not reflect all real estate activity.

Statewide Sales Volume

Prepared 3/22/2010



Total Number of February 2010 Listings = 30,931
Total Number of February 2010 Homes Sold = 2,993

The statewide information in this report is furnished by participating local Boards, Associations and Multiple Listing Services.
This information does not reflect all real estate activity in Missouri.

Links to additional statistical information

NAR: State and Local Market Information

<http://www.realtor.org/research/research/metrohomepriceanalysisreports>

NAR: Local Market Reports

http://www.realtor.org/research/subscription_data/09localmarketreports

NAR: State Fiscal Conditions

http://www.realtor.org/research/subscription_data/09statefiscalconditions

NAR: Housing and Economic Statistics

http://www.realtor.org/research_secured/research/reportsstatistics

US Census Bureau: New Residential Sales Report

<http://www.census.gov/const/www/newressalesindex.html>

US Census Bureau: New Residential Construction Report

<http://www.census.gov/const/www/newresconstindex.html>

Federal Housing Finance Agency: House Price Index Report

<http://www.fhfa.gov/webfiles/15454/finalHPI22510.pdf>